

---

## REQUIREMENTS FOR THE IDENTIFICATION ON THE PACKAGING FOR SUPPLY OF COMPONENTS PRODUCT





### Table of Contents

1.1. Size and Layout.....	3
1.2. Information content.....	3
1.3. Requirements on the 2d and 1d codes .....	5
1.3.1. Example 2d code - datamatrix.....	5
1.3.2. Example 1d code – code 128.....	7

## 1. Part Packaging (smallest Package Unit)

### 1.1. Size and Layout

Label size 6cm x 4,5 cm

PO no: 174489-01	<b>Item: M1AS00234</b>
PO line: 001001	
<b>MSL: 4</b>	MFG: Manufacturer Name
	MPN: BAS16
	<b>Rev: 001</b> 
	Exp. date : 20160630
	Date Code: 1533
QTY: 1000	Trace: 802399233002232
COO: TH	
ASN :812673	
Bin Code: 2SD22	

### 1.2. Information content

“ASN “

Advance Shipment Notice number

“QTY”

Quantity in package

„PO no.”

customer Purchase Order number

“PO line”

Purchase Order line number (containing line and shipment number)

„COO”

Country of Origin – according to Norm ISO 3166-2

“Date Code”

Year and week of manufacturing - format YYWW

“Exp. Date”

Item expiration date - format YYYYMMDD

“Item”

Customer item (barcode Code128 below the text)

“Rev.”

Revision code item (barcode 128 in line with the text)

“Trace”

Unique item traceability number.

In Fideltronik we need unique numbers for each package. Unique trace number should be in the following format:

**1T8XXXYYUUUUUUUUUU**

1T – Separator code for trace

8XXX – Unique number for supplier

YY – Year for trace number

UUUUUUUUUU – Unique supplier trace number in year

It is possible to use second type format

**1T8XXXUUUUUUUUUUUU**

1T – Separator code for trace

8XXX – Unique number for supplier

UUUUUUUUUUUU – Unique supplier trace number

In case when unique supplier trace number has less than 9 or 11 digit then please fill up with followed 0

“Bin Code” – LED parts only

”MFG”8

Supplier Manufacturer name. During label implementation need to be defined mapping between supplier and Fideltronik. Fideltronik will create mapping in system to map supplier code to Fideltronik

”MPN”

Manufacturer Part Number

”MSL”

Moisture Sensitivity Level.

”RoHS”

ROHS compliance confirmation


“Quantity”

Field	Field on Label	Barcode	Description ANSI MH10.8.2	Max length	Separator for field	Example data
ASN	Yes	No	Advance Shipment Notification (ASN) Shipment ID (SID)	an2+an2...3 0	2S	2S81267333
PO no.	Yes	No	Order number assigned by Customer to identify a Purchasing Transaction (e.g., purchase order number)	an2+n16	K	K174489-01
PO line	Yes	No	Line number of the order assigned by the Customer to identify a Purchasing Transaction	an4+an6	4K	4K001001

Field	Field on Label	Barcode	Description ANSI MH10.8.2	Max length	Separator for field	Example data
Item	Yes	Yes	Item Identification Code assigned by Customer	an1+n15	<b>P</b>	PM1WW00717
Rev.	Yes	Yes	Code assigned to specify the revision level for an Item (e.g., engineering change level, edition, or revision)	an2+n3	<b>2P</b>	2P001
MFG	Yes	No	Supplier Code assigned by Supplier	an2+n40	<b>1V</b>	1VManufacturer Name
COO	Yes	No	Country of Origin, two-character ISO 3166 country code. <b>With agreement of trading partners and when the Country of Origin is mixed, Country Code "AA" shall be used</b>	an2+an2	<b>4L</b>	4LUS
Date Code	Yes	No	Format YYWW	an3+an4	<b>10D</b>	10D1533
Quantity	Yes	No	Quantity, Number of Pieces, or Amount (numeric only) (unit of measure and significance mutually defined)	an1+n7	<b>Q</b>	Q5000
RoHS	Yes	No	First Level (Supplier Assigned)	An3+an1	<b>30P</b>	30PY
Trace	Yes	Yes	Traceability Number assigned by the Supplier to identify/trace a unique group of entities (e.g., lot, batch, heat)	an2+n15	<b>1T</b>	1T800116283002883
MPN	Yes	No	Item Identification Code assigned by Supplier	an2+n50	<b>1P</b>	1PBAS16
Exp. Date	Yes	No	Mutually Defined between Customer and Supplier	an3+an8	<b>14D</b>	14D20170315
MSL	Yes	No	Second Level (Supplier Assigned)	an3+an1	<b>31P</b>	31P4
Bin Code	Yes	No	Mutually Defined between Customer and Supplier	an1+an10	<b>Z</b>	Z2SD11

### 1.3. Requirements on the 2d and 1d codes

#### 1.3.1. Example 2d code - datamatrix



[RS] - code ASCII noprntable „Record Separator” Hex 1E  
[GS] – code ASCII noprntable “Group Separator” Hex 1D  
[EOT] – code ASCII noprntable “End of Transmission” Hex 04

[>][RS]06[GS]2S812673[GS]K174489-  
01[GS]4K001001[GS]PM1WW00717[GS]2P0[GS]Q5000[GS]1VManufacturerName[GS]14D[GS]4LUS[GS]10D1533[GS]3  
0PY[GS]1T802399283002883[GS]1PBAS16[GS]31P4[GS]Z2SD11[RS][EOT]

### 1.3.2. Example 1d code – code 128

## Item: M1AS00234



Value in Barcode: **M1AS00234**

### 2. Related documents

Data Matrix - ECC 200 2D-Label Code-Syntax according to ISO/IEC 15434 standard

Data Identifier according to ANSI MH10.8.2

IPC/JEDEC J-STD-020C Moisture/Reflow Sensitivity Classification for Nonhermetic Solid State Surface Mount Devices

ISO 3166-2 List of all countries with their 2 digit codes

### 3. Change History

WERSJA	DATA	AUTOR	POWÓD ZMIANY WERSJI	JIRA
1.01	10.03.2016	Mariusz Pietrusa		
1.02	11.03.2016	Przemysław Cyrek		
1.03	25.04.2016	Przemysław Cyrek	Add Quantity in Package on Label	<a href="#">ORAEBINV-177</a>